

The Ridge Cottage










Floor Plan | Cottage Size: 99 sq. metres | Plot Size 0.35 acres



Typology Concept

The Ridge Cottage is designed to sprawl rather than rise, a single-storey bungalow that stretches unhurriedly across its plot, revealing itself gradually through the trees. The kitchen and living area open on both sides, to a shaded terrace and a private garden. The guest bedroom sits slightly apart, semi-detached, with its own terrace and its own relationship with the garden — while every other room opens outward in turn, the master to the morning light, the lounge to the evening, and the garden itself becoming the largest room of all.

Ground Level

-  Panoramic Glass Lounge
-  Open Plan Kitchen
-  Cozy Lounge with fireplace
-  Private Outdoor Garden
-  Two Car Parking
-  Master Bedroom with Tub
-  Detached Guest Bedroom with terrace
-  Lounge Terrace
-  Laundry Area